Real-World Utilization Trends of Weekly and Monthly Injectable Buprenorphine (CAM2038) in the United States During the Era of High Potency Synthetic Opioids

Michelle R. Lofwall[1], Michael P. Frost[2], **Natalie R. Budilovsky-Kelley[3]**, Adam Friedman[3], Carrie Kaempfer[3], Joshua M. Cohen[3]

[1]University of Kentucky College of Medicine, Center on Drug and Alcohol Research, Lexington, KY; [2]The Frost Medical Group LLC, Conshohocken, PA; [3]Braeburn Inc, Plymouth Meeting, PA

INTRODUCTION

- High-potency synthetic opioids, including fentanyl, continue to be the leading cause of drug overdose deaths in the United States.[1]
- Brixadi® (CAM2038) is a weekly and monthly extended-release injectable buprenorphine medication FDA-approved for the treatment of moderate-to-severe opioid use disorder (OUD).[2]
- A post hoc analysis of a Phase 3 clinical trial found comparable treatment outcomes across the full range of CAM2038 doses, supporting individualized dosing based on patient response.[3]
- Real-world utilization trends for CAM2038 in the United States (US) are not well characterized.

METHODS

- This retrospective analysis evaluated specialty pharmacy data for CAM2038 in the US from September 8, 2023 to October 21, 2025.
- The percentage of CAM2038 units dispensed for each weekly and monthly dose and relative utilization of the weekly vs monthly formulation was calculated.
  - The proportion of each dose and formulation dispensed was assessed cumulatively and by quarter.
- Longitudinal, patient-level dose and formulation adjustments were also examined.

RESULTS

- There was significant utilization of all CAM2038 weekly (61,087 units dispensed) and monthly (173,082 units dispensed) doses (**Figure 1**).
  - The highest weekly (32 mg) and monthly (128 mg) doses accounted for the minority of units dispensed for each formulation (29.6% and 44.4%, respectively).

Figure 1. CAM2038 Cumulative Dose Distribution

1A. Weekly Dose Utilization (n=61,087)

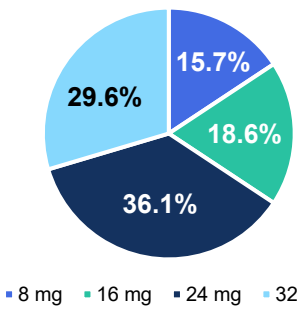

1B. Monthly Dose Utilization (n=173,082)

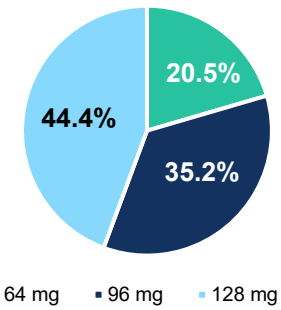

- CAM2038 weekly and monthly dose distribution shifted over time but has been generally stable since Q2 2024 (**Figure 2**).

Figure 2. CAM2038 Quarterly Dose Distribution

2A. Weekly Dose Utilization by Quarter

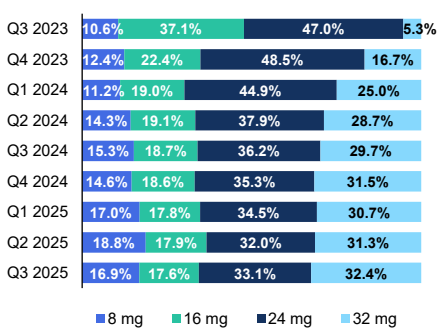

2B. Monthly Dose Utilization by Quarter

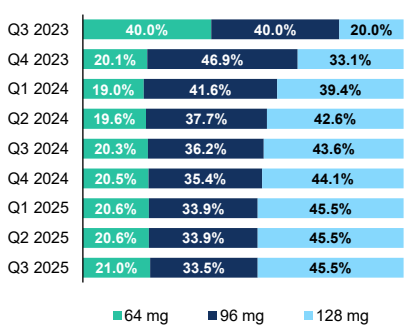

- Utilization of the CAM2038 monthly formulation progressively increased over time, expanding from 50.1% of all units dispensed in Q4 2023 to 79.8% in Q3 2025.
- Of the patients evaluated (N=30,038), 29.6% experienced ≥1 dose change, with dose increases accounting for 63.3% of adjustments and dose decreases accounts for 36.7% (**Figure 3A**).
- However, of all CAM2038 units dispensed after the first dose, 89.6% matched the patient's preceding dose and formulation.

Figure 3. Longitudinal CAM2038 Dose and Formulation Changes

3A. Patient-Level Dose Adjustments (N=30,038)

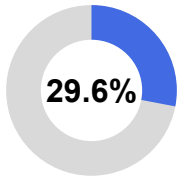

of patients had ≥1 dose change

Among dose changes:



- Among CAM2038 weekly initiators (n=8160), 60.8% were later dispensed CAM2038 monthly (**Figure 3B**).
  - Of CAM2038 weekly-to-monthly conversions, 4.3% were to a lower equivalent dose, 85.3% were to an equivalent dose, and 10.4% were to a higher equivalent dose (**Figure 3B**).

3B. Weekly-to-Monthly Conversions (n=8160)

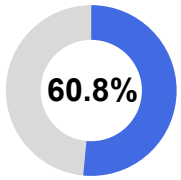

of weekly patients converted to monthly

Among conversions, dose was:

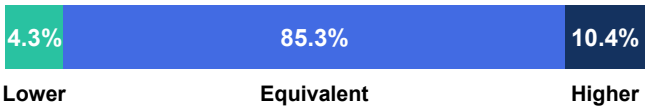

Recommended CAM2038 weekly-to-monthly dose transitions are 16 mg to 64 mg, 24 mg to 96 mg, and 32 mg to 128 mg; these conversions were classified as equivalent, with deviations classified as lower or higher.[2]

LIMITATIONS

- These specialty pharmacy data capture medication dispensed and do not confirm patient administration.
- Patient characteristics, clinical outcomes, use of other medications, and rationale for CAM2038 dose or formulation changes were not available.

CONCLUSIONS

- These contemporary real-world data demonstrate the clinical need for weekly and monthly CAM2038 formulations in the full range of doses available in the US where high potency synthetic opioids remain prevalent.
- Dose and/or formulation adjustments following initiation were observed in a notable proportion of patients.
- These findings support current clinical practice guidelines and FDA buprenorphine labeling that promote dosing based on individual patient needs.[4,5]

REFERENCES

1. Ahmad FB, et al. Provisional drug overdose death counts. National Center for Health Statistics. 2026. DOI: https://dx.doi.org/10.15620/cdc/20250305008. **2.** BRIXADI (buprenorphine) extended-release injection for subcutaneous use [prescribing information]. Plymouth Meeting, PA: Braeburn Inc; 2025. **3.** Lofwall MR, et al. *J Addict Med*. 2025;19(6):676-684. **4.** Weimer MB, et al. *J Addict Med*. 2023;17(6):632-639. **5.** U.S. Food and Drug Administration. Docket No. FDA-2024-N-5381. *Fed Regist*. 2024;89(248):105613-105617.

DISCLOSURES

MRL has received consultant fees from Berkshire Biomedical, Braeburn Inc, and Sophrosyne Pharmaceuticals and honorarium for a research talk from Camurus in the last 3 years. MPF has received consulting/speaking honoraria from Braeburn Inc, consultant fees from Molteni Farmaceutici and Accord Healthcare, and is a shareholder of Pinova Therapeutics. NRB-K, AF, CK, and JMC are current employees of Braeburn Inc.

Presented at the 2026 ASCP Annual Meeting, Miami, FL, May 26–29, 2026

MRC-1151 May 2026